experience

SKLOPKE
SWITCHES

- Usaglašeno sa IEC 60669-1
- Ugradnja u noseću prirubnicu utiskivanjem

- *Complied with IEC 60669-1*
- *Installation into the mounting frame by pressing*

72101

Sklopka jednopolna
16AX 250V~ EXP 1M
bez tastera

1 way switch
16AX 250V~ EXP 1M
without button

72103

Sklopka naizmenična
16AX 250V~ EXP 1M
bez tastera

2 way switch
16AX 250V~ EXP 1M
without button

72104

Sklopka ukrsna
16AX 250V~ EXP 1M
bez tastera

Intermediate switch
16AX 250V~ EXP 1M
without button

72105

Sklopka jednopolna 16AX 250V~
EXP 1M sa priključkom za nulti
provodnik (indikatorska) bez tastera

1 way switch 16AX 250V~ EXP 1M with
connection for the neutral conductor
(with indikator) without button

- Indikacija svetli kada
  je sklopka uključena

- *Indication turns on when*
  the switch is on

72106

Sklopka dvopolna
10AX 250V~ EXP 1M
bez tastera

2 pole switch
10AX 250V~ EXP 1M
without button

72111

Taster sklopka jednopolna
16AX 250V~ EXP 1M
bez tastera

Push-button switch
16AX 250V~ EXP 1M
without button

- Indikacija svetli kada
  je sklopka isključena

- *Indication turns on when*
  the switch is off

72114.x

Taster sklopka za roletne
16AX 250V~ EXP 2M

Push-button shutters switch
16A 250v~ EXP 2M

- Par taster sklopki povezanih
  za upravljanje kretanjem
  elektromotora za roletne
  u dva smera

- *A pair of connected push-button*
  switches for the control of shutters'
  electric motor movement
  in two directions

72117.x

Potezna taster
sklopka jednopolna
16AX 250V~ EXP 1M

Push-button
1 way with cord
16AX 250V~ EXP 1M

	Bela *White*	**x = 0**
	Crna soft *Soft black*	**x = E1**
	Silver *Silver*	**x = S**
	Krem *Beige*	**x = 9**

ALING CONEL

experience

LED INDIKATORSKA SVETLA
LED INDICATION LAMPS



- Za indikaciju kada je sklopka uključena
- Za indikaciju kada je sklopka isključena

- *For indication when the switch is on*
- *For indication when the switch is off*

72181.4

LED indikacija 230V~
sa kontaktima
(za indikaciju) EXP,
crveno

LED lamp 230V~
with contacts
(for indication) EXP,
red

72181.5

LED indikacija 230V~
sa kontaktima
(za indikaciju) EXP,
plavo

LED lamp 230V~
with contacts
(for indication) EXP,
blue

72183.4

LED indikacija 24V~
sa kontaktima
(za indikaciju) EXP,
crveno

LED lamp 24V~
with contacts
(for indication) EXP,
red

- Koristi se za indikaciju kada je sklopka isključena
  (jednopolna sklopka, taster sklopka i naizmenična sklopka sa indikacijom)

- *Used for indication when the switch is off*
  (1 way switch, push - button switch and 2 way switch)



72182.4

LED indikacija 230V~
sa provodnicima
(za indikaciju) EXP,
crveno

LED lamp 230V~
with conductors
(for indication) EXP,
red



72182.5

LED indikacija 230V~
sa provodnicima
(za indikaciju) EXP,
plavo

LED lamp 230V~
with conductors
(for indication) EXP,
blue

72182.0

LED indikacija 230V~
sa provodnicima
(za indikaciju) EXP,
belo

LED lamp 230V~
with conductors
(for indication) EXP,
white



72182.12

LED indikacija 230V~
sa provodnicima
(za indikaciju) EXP,
zeleno

LED lamp 230V~
with conductors
(for indication) EXP,
green

- Koristi se za indikaciju kada je sklopka uključena
  (jednopolna sa priključkom za nulti provodnik, dvopolna)
- Koristi se za indikaciju kada je sklopka isključena (ukrsna)

- *Used for indication when the switch is on*
  (1 way switch with connection for the neutral conductor, 2 pole switch)
- *Used for indication when the switch is off (intermediate switch)*

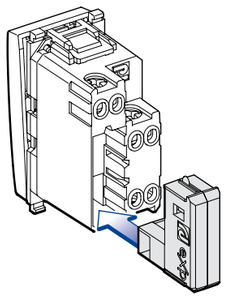

- **Taster sklopka, jednopolna i naizmenična sklopka**
  sa indikacijom koriste indikaciju sa kontaktima koja se jednostavno utisne u ležište (vidi sliku)

- ***Push - button switch,***
  1 way switch and 2 way switch
  with indication are using LED lamp with contacts that is simply pressed into bearing (see image)

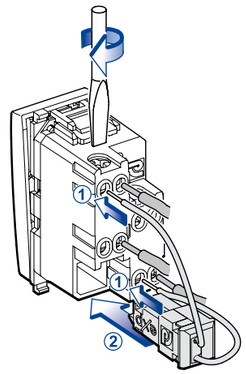

- **Za jednopolnu sklopku sa priključkom za nulti *provodnik*** koristi se LED indikacija sa provodnicima. Provodnici se postave zajedno sa instalacionim provodnicima (1) i potom se indikacija utisne u ležište (2)

- ***1 way switch with connection for the neutral conductor***
  is using LED lamp with conductors. Conductors are placed together with installation conductors (1) and then indication is pressed into the bearing (2)

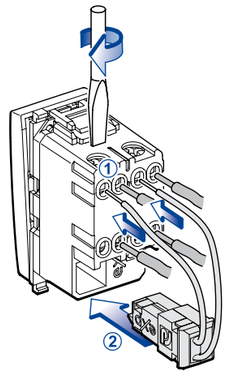

- **Za dvopolnu i ukrsnu sklopku** koristi se LED indikacija sa provodnicima. Provodnici se postave zajedno sa instalacionim provodnicima (1) i potom se indikacija utisne u ležište (2)

- ***2 pole switch and intermediate switch***
  are using LED lamp with conductors. Conductors are placed together with installation conductors (1) and then indication is pressed into the bearing (2)